

Group:	4000 Pad	Notes:
Form:	SP1009	Refer to SP1009-DWG for major component drawing.
Date:	August 17, 2018	Refer to TSB-3005 for hardware kit breakdown.
File:	Alternator Parts List Section	








Identify the part number of the unit you have. In addition to identifying the part number from the part label it is also required that you identify the REV level. It is probable that no REV level is present; if so, utilize the part number only to identify the appropriate part. However, if a REV level is present, choose the applicable part for that REV level which is listed below the part number.



Rev. D

Rev. B








“Rev.” This indicates the revision letter on the label. If your unit is this revision or later, use this service component.

Component View	Front Housing Spacer, bearing, retainer	Rotor	Rear Housing, bearing	Stator	Rectifier Negative & hardware	Brush Box
						 Or 
Model	1	2	3	4	5	6**
A0014907PAH OE# 51.26101-7293	A014103232S	A020105347S	A011105345S	A022103502S	A051105387S	A009104179S
A0014908PGH	A014103232S	A020104819S	A011105345S	A022103502S	A051105387S	A009104179S
Sales # 4911PA A0014911PA	A014103232S	A020104836S	A011104838S	A022103502S	A051104337S	A009102829S
A0014912PGH	A014103232S	A020104805S	A011105345S	A022102689S	A051105384S	A009104179S
Sales # 4913PA A0014913PA	A014103232S	A020104836S	A011104838S	A022103502S	A051104337S	A009097082S
Sales # 4915PA A0014915PA	A014103232S	A020104881S	A011105186S	A022102689S	A051105384S	A009105174S
Sales # 4916PA A0014916PA	A014103232S	A020104836S	A011105345S	A022103502S	A051105387S	A009105174S
Sales # 4919PA-MP A0014919PA-MP	A014103232S	A020104836S	A011105345S	A022103502S	A051105387S	A009104179S
A0014920PAH	A014103232S	A020105447S	A011104811S	A022103502S	A051104337S	A009102829S
A0014923PAH	A014103232S	A020104819S	A011105479S	A022103502S	A051105387S	A009105174S
A0014931PAH OE # 3711093C91	A014103232S	A020104805S	A011105475S	A022102689S	A051105384S	A009105174S
Sales # 4931PGH A0014931PGH	A014103232S	A020104805S	A011105475S	A022102689S	A051105384S	A009105174S

Important: The information contained in this bulletin is intended for use by trained, professional technicians who have the proper tools, equipment, and training to perform the required maintenance described above. This information is NOT intended for 'do-it-yourselfers', and you should not assume that this information applies to your equipment. If you have any questions regarding this information please visit our website at www.prestolite.com, or contact our technical service department at:








Group:	4000 Pad	Notes: Refer to SP1009-DWG for major component drawing. Refer to TSB-3005 for hardware kit breakdown.
Form:	SP1009	
Date:	August 17, 2018	
File:	Alternator Parts List Section	

Identify the part number of the unit you have. In addition to identifying the part number from the part label it is also required that you identify the REV level. It is probable that no REV level is present; if so, utilize the part number only to identify the appropriate part. However, if a REV level is present, choose the applicable part for that REV level which is listed below the part number.

Component View	Front Housing Spacer, bearing, retainer	Rotor	Rear Housing, bearing	Stator	Rectifier Negative & hardware	Brush Box
						 Or 
Model	1	2	3	4	5	6**
Sales # 4939AAH A0014939AAH Rev. E	A014103232S	A020103856S	A011104821S	A022103505S	A051104337S	A009102829S
Sales # 4939AAH-B A0014939AAH-B	A014103232S	A020103856S	A011104821S	A022103505S	A051104337S	A009102829S
A0014939PAH OE # 3813037C91	A014103232S	A020103856S	A011104821S	A022103505S	A051104337S	A009103839S
Sales # 4939PGH A0014939PGH Rev. D	A014103232S	A020103856S	A011104142S	A022103505S	A051104337S	A009103839S
Sales # 4940PA A0014940PA Rev. E	A014103232S	A020104115S		A022103487S	A051104337S	A009297082S
Sales # 4942PA A0014942PA Rev. L	A014103232S	A020104117S		A022103502S	A051104337S	A009097082S
Sales # 4943PGH A0014943PGH Rev. B	A014103232S	A020103856S	A011103859S	A022103505S	A051104337S	A009102829S
Sales # 4943PGH-B A0014943PGH-B	A014103232S	A020103856S	A011104343S	A022103505S	A051104337S	A009102829S
Sales # 4944PA A0014944PA Rev. H	A014103232S	A020104117S		A022103502S	A051104337S	A009102829S
Sales # 4945AAH A0014945AAH	A014103232S	A020104836S	A011104838S	A022103505S	A051104337S	A009103839S








Important: The information contained in this bulletin is intended for use by trained, professional technicians who have the proper tools, equipment, and training to perform the required maintenance described above. This information is NOT intended for 'do-it-yourselfers', and you should not assume that this information applies to your equipment. If you have any questions regarding this information please visit our website at www.prestolite.com, or contact our technical service department at:

Group:	4000 Pad	Notes:
Form:	SP1009	Refer to SP1009-DWG for major component drawing.
Date:	August 17, 2018	Refer to TSB-3005 for hardware kit breakdown.
File:	Alternator Parts List Section	

Component View	Front Housing Spacer, bearing, retainer	Rotor	Rear Housing, bearing	Stator	Rectifier Negative & hardware	Brush Box
						 Or 
Model	1	2	3	4	5	6**
Sales # 4947PA A0014947PA	A014103232S	A020104117S		A022103502S	A051104337S	A009097082S
Rev. L		A020104836S	A011104838S			
A0014947PAH	A014103232S	A020102969S		A022103502S	A051104337S	A009097082S
Rev. F		A020104819S	A011104811S			
Sales # 4947PGH A0014947PGH	A014103232S	A020102969S		A022103502S	A051104337S	A009097082S
Rev. C		A020104819S	A011104838S			
Sales # 4948PA A0014948PA	A014103232S	A020104115S		A022103487S	A051104337S	A009099290S
Rev. J		A020104846S	A011104838S			
Sales # 4949PA A0014949PA	A014103232S	A020104117S		A022103502S	A051104337S	A009102829S
Rev. H		A020104836S	A011104838S			
Sales # 4949PA-B A0014949PA-B	A014103232S	A020104836S	A011104838S	A022103502S	A051104337S	A009102829S
A0014949PAH OE # 3571135C91	A014103232S	A020102969S		A022103502S	A051104337S	A009102829S
Rev. E		A020104819S	A011104811S			
Sales # 4949PGH A0014949PGH	A014103232S	A020102969S		A022103502S	A051104337S	A009102829S
Rev. F		A020104819S	A011104838S			
Sales # 4951PA A0014951PA	A014103232S	A020104115S		A022103487S	A051104337S	A009102829S
A0014951PAH OE# 3580988C91	A014103232S	A020102968S		A022103487S	A051104337S	A009102829S
Rev. E		A020104810S	A011104811S			








Important: The information contained in this bulletin is intended for use by trained, professional technicians who have the proper tools, equipment, and training to perform the required maintenance described above. This information is NOT intended for 'do-it-yourselfers', and you should not assume that this information applies to your equipment. If you have any questions regarding this information please visit our website at www.prestolite.com, or contact our technical service department at:

Group:	4000 Pad	Notes: Refer to SP1009-DWG for major component drawing. Refer to TSB-3005 for hardware kit breakdown.
Form:	SP1009	
Date:	August 17, 2018	
File:	Alternator Parts List Section	

Component View	Front Housing Spacer, bearing, retainer	Rotor	Rear Housing, bearing	Stator	Rectifier Negative & hardware	Brush Box
						 Or 
Model	1	2	3	4	5	6**
Sales # 4951PGH A0014951PGH	A014103232S	A020102968S		A022103487S	A051104337S	A009102829S
Rev. F		A020104810S	A011104838S			
Sales # 4953PAH A0014953PAH	A014103232S	A020103856S	A011104343S	A022103505S	A051104337S	A009103839S
Sales # 4956PA A0014956PA	A014103232S	A020104881S	A011104802S	A022102689S	A051104807S	A009097082S
Sales # 4957AAH A0014957AAH	A014103232S	A020104130S	A011104343S	A022103502S	A051104337S	A009103839S
Sales # 4958PA A0014958PA	A014103232S	A020105294S	A011104838S	A022103502S	A051104337S	A009097082S
Sales # 4959PA A0014959PA	A014103232S	A020105294S	A011104838S	A022103502S	A051104337S	A009102829S
Sales # 4962PA A0014962PA	A014103232S	A020102833S		A022102689S	A051104807S	A009102829S
Rev. E		A020104881S	A011104858S			
Sales # 4962PA-B A0014962PA-B	A014103232S	A020104881S	A011104858S	A022102689S	A051104807S	A009102829S
Sales # 4962PAH A0014962PAH	A014103232S	A020103173S	A011102699S	A022102689S	A051104807S	A009102829S
Rev. E		A020104805S	A011104802S			
A0014962PGH	A014103232S	A020104805S	A011104802S	A022102689S	A051104807S	A009102829S
Sales # 4964PA A0014964PA	A014103584S	A020103486S		A022103489S	A051104799S	A009102829S
Rev. D		A020104829S	A011104858S			
A0014964PAH OE# 3812992C91	A014103584S	A020103814S		A022103489S	A051104799S	A009102829S
Rev. B		A020104797S	A011104802S			
Sales # 4966PAA A0014966PAA	A014103232S	A020104113S	A011104194S	A022102689S	A051104807S	A009102829S
Rev. C		A020104881S	A011104936S			

Important: The information contained in this bulletin is intended for use by trained, professional technicians who have the proper tools, equipment, and training to perform the required maintenance described above. This information is NOT intended for 'do-it-yourselfers', and you should not assume that this information applies to your equipment. If you have any questions regarding this information please visit our website at www.prestolite.com, or contact our technical service department at:








Group:	4000 Pad	Notes:
Form:	SP1009	Refer to SP1009-DWG for major component drawing.
Date:	August 17, 2018	Refer to TSB-3005 for hardware kit breakdown.
File:	Alternator Parts List Section	

Component View	Front Housing Spacer, bearing, retainer	Rotor	Rear Housing, bearing	Stator	Rectifier Negative & hardware	Brush Box
						 Or 
Model	1	2	3	4	5	6**
Sales # 4966PAA-B A0014966PAA-B	A014103232S	A020104881S	A011104936S	A022102689S	A051104807S	A009102829S
Sales # 4967PGH A0014967PGH	A014103232S	A020104130S	A011103859S	A022103502S	A051104337S	A009104179S
Rev. C			A011104343S			
Sales # 4974PA A0014974PA	A014103584S	A020103486S		A022103489S	A051104799S	A009102767S
Rev. B		A020104829S	A011104802S			
Sales # 4975PAA A0014975PAA	A014103232S	A020104007S	A011104142S	A022103502S	A051104337S	A009102829S
Rev. D		A020104946S	A011104821S			
Sales # 4975PAA-B A0014975PAA-B	A014103232S	A020104946S	A011104821S	A022103502S	A051104337S	A009102829S
Sales # 4977AAH A0014977AAH	A014103232S	A020103856S	A011104343S	A022103505S	A051104337S	A009102829S
Rev. C						
A0014978PAH OE# 3815270C91	A014103232S	A020103856S	A011104343S	A022103505S	A051104337S	A009102829S
A0014979PAH OE# 3828211C91	A014103232S	A020103856S	A011104343S	A022103505S	A051104337S	A009102829S
A0014980PAH OE# X51621300001	A014103584S	A020105123S	A011105186S	A022103489S	A051105179S	A009105174S
A0014980PAH-P OE# X57521300020	A014103584S	A020105123S	A011105186S	A022103489S	A051105179S	A009105174S
Sales # 4980PGH A0014980PGH	A014103584S	A020105123S	A011105186S	A022103489S	A051105179S	A009105174S

** See SP1009-DWG for details on items.

Important: The information contained in this bulletin is intended for use by trained, professional technicians who have the proper tools, equipment, and training to perform the required maintenance described above. This information is NOT intended for 'do-it-yourselfers', and you should not assume that this information applies to your equipment. If you have any questions regarding this information please visit our website at www.prestolite.com, or contact our technical service department at:








Group:	4000 Pad	Notes: Refer to SP1009-DWG for major component drawing. Refer to TSB-3005 for hardware kit breakdown.
Form:	SP1009	
Date:	August 17, 2018	
File:	Alternator Parts List Section	

Component View	Front Housing Spacer, bearing, retainer	Rotor	Rear Housing, bearing	Stator	Rectifier Negative & hardware	Brush Box
						 Or 
Model	1	2	3	4	5	6**
Sales # 4981PGH A0014981PGH	A014103232S	A020104130S	A011104343S	A022103502S	A051104337S	A009103839S
A0014982AAH OE# 3831010C91	A014103232S	A020103856S	A011104343S	A022103505S	A051104337S	A009102829S
A0014989PAH OE# X51621300034	A014103584S	A020105123S	A011105186S	A022103489S	A051105179S	A009105739S
A0014989PAH-1 OE# X57521300025	A014103584S	A020105123S	A011105186S	A022103489S	A051105179S	A009105739S
A0014989PAH-2 OE# 51.26101-7212	A014103584S	A020105123S	A011105186S	A022103489S	A051105179S	A009105739S
Sales # 4989PGH A0014989PGH	A014103584S	A020105123S	A011105186S	A022103489S	A051105179S	A009105739S
Sales # 4991PA A0014991PA	A014103232S	A020104117S		A022103502S	A051104337S	A009102767S
Rev. H		A020104836S	A011104838S			
Sales # 4992PA A0014992PA	A014103232S	A020104117S		A022103502S	A051104337S	A009102767S
Rev. H		A020104836S	A011104838S			
Sales # 4993PA A0014993PA	A014103232S	A020104117S		A022103502S	A051104337S	A009102767S
Rev. C		A020104836S	A011104811S			
Sales # 4994PA A0014994PA	A014103232S	A020104881S	A011104802S	A022102689S	A051104807S	A009102767S
Sales # 4995PA A0014995PA	A014103232S	A020104836S	A011104811S	A022103502S	A051104337S	A009097082S
Sales # 4996PA A0014996PA	A014103232S	A020104881S	A011104802S	A022102689S	A051104807S	A009097082S
A0014997PAH OE# 51.26101-7309	A014103232S	A020105347S	A011105345S	A022103502S	A051105387S	A009106276S
A0014997PGH	A014103232S	A020105347S	A011105345S	A022103502S	A051105387S	A009106276S
A0014924PAH-1	A014103232S	A020106388S	A011105186S	A022102689S	A051105384S	A009106276S

** See SP1009-DWG for details on items.







Important: The information contained in this bulletin is intended for use by trained, professional technicians who have the proper tools, equipment, and training to perform the required maintenance described above. This information is NOT intended for 'do-it-yourselfers', and you should not assume that this information applies to your equipment. If you have any questions regarding this information please visit our website at www.prestolite.com, or contact our technical service department at:

Group:	4000 Pad	Notes:
Form:	SP1009	Refer to SP1009-DWG for major component drawing. Refer to TSB-3005 for hardware kit breakdown.
Date:	August 17, 2018	
File:	Alternator Parts List Section	

Component View	Fan	Regulator or Cover	Rectifiers Positive & hardware	Hardware Kit	Overhaul Kit Bearings, slip ring, O-ring, brushes	Capacitor
						 Or 
Model	7	8	9	10	11	12
A0014907PAH OE# 51.26101-7293	A041102967S	R240105343S	A051104336S	K212104735S	K183104737S	N/A
A0014908PGH	A041102967S	R240105595S	A051104336S	K212104735S	K183104737S	N/A
Sales # 4911PA A0014911PA	A041102967S	R240105747S	A051104336S	K212104735S	K183104737S	N/A
A0014912PGH	A041102967S	R240105595S	A051104806S	K212104735S	K183104737S	N/A
Sales # 4913PA A0014913PA	A041102967S	R240103725S	A051104336S	K212104735S	K183104737S	A031104788S
Sales # 4915PA A0014915PA	A041102967S	R240105833S	A051104806S	K212104735S	K183104737S	N/A
Sales # 4916PA A0014916PA	A041102967S	R240105833S	A051104336S	K212104735S	K183104737S	N/A
Sales # 4919PA-MP A0014919PA-MP	A041102967S	R240105895S	A051104336S	K212104735S	K183104737S	N/A
A0014920PAH	A041102967S	R240105747S	A051104336S	K212104735S	K183104737S	N/A
A0014923PAH	A041102967S	R240105833S	A051104336S	K212104735S	K183104737S	N/A
A0014931PAH OE # 3711093C91	A041102967S	R240105833S	A051104806S	K212104735S	K183104737S	N/A
Sales # 4931PGH A0014931PGH	A041102967S	R240105833S	A051104806S	K212104735S	K183104737S	N/A
Sales # 4939AAH A0014939AAH	A041102967S	A038100265S	A051104336S	K212104735S	K183104737S	A031096545S
Rev. E						A031104788S
Sales # 4939AAH-B A0014939AAH-B	A041102967S	A038100265S	A051104336S	K212104735S	K183104737S	A031104788S
A0014939PAH OE # 3813037C91	A041102967S	R240105747S	A051104336S	K212104735S	K183104737S	N/A
Sales # 4939PGH A0014939PGH	A041102967S	R240105747S	A051104336S	K212104735S	K183104737S	N/A
Sales # 4940PA A0014940PA	A041102967S	R240103725S	A051104336S	K212104735S	K183104736S	A031096545S
Rev. E					K183104737S	N/A







Important: The information contained in this bulletin is intended for use by trained, professional technicians who have the proper tools, equipment, and training to perform the required maintenance described above. This information is NOT intended for 'do-it-yourselfers', and you should not assume that this information applies to your equipment. If you have any questions regarding this information please visit our website at www.prestolite.com, or contact our technical service department at:

Group:	4000 Pad	Notes: Refer to SP1009-DWG for major component drawing. Refer to TSB-3005 for hardware kit breakdown.
Form:	SP1009	
Date:	August 17, 2018	
File:	Alternator Parts List Section	

Component View	Fan	Regulator or Cover	Rectifiers Positive & hardware	Hardware Kit	Overhaul Kit Bearings, slip ring, O-ring, brushes	Capacitor
						
Model	7	8	9	10	11	12
Sales # 4942PA A0014942PA	A041102967S	R240103726S	A051104336S	K212104735S	K183104736S	A031104788S
Rev. L					K183104737S	
Sales # 4943PGH A0014943PGH	A041102967S	R240105747S	A051104336S	K212104735S	K183104736S	N/A
Rev. B					K183104737S	
Sales # 4943PGH-B A0014943PGH-B	A041102967S	R240105747S	A051104336S	K212104735S	K183104737S	N/A
Sales # 4944PA A0014944PA	A041102967S	R240105747S	A051104336S	K212104735S	K183104736S	N/A
Rev. H					K183104737S	
Sales # 4945AAH A0014945AAH	A041102967S	A038100265S	A051104336S	K212104735S	K183104737S	N/A
Sales # 4947PA A0014947PA	A041102967S	R240103725S	A051104336S	K212104735S	K183104736S	A031104788S
Rev. L					K183104737S	
A0014947PAH	A041102967S	R240103725S	A051104336S	K212104735S	K183104736S	A031104788S
Rev. F					K183104737S	
Sales # 4947PGH A0014947PGH	A041102967S	R240103725S	A051104336S	K212104735S	K183104736S	A031104788S
Rev. C					K183104737S	
Sales # 4948PA A0014948PA	A041102967S	R240103725S	A051104336S	K212104735S	K183104736S	A031096545S
Rev. J					K183104737S	A031104788S
Sales # 4949PA A0014949PA	A041102967S	R240105747S	A051104336S	K212104735S	K183104736S	N/A
Rev. H					K183104737S	
Sales # 4949PA-B A0014949PA-B	A041102967S	R240105747S	A051104336S	K212104735S	K183104737S	N/A
A0014949PAH OE # 3571135C91	A041102967S	R240105747S	A051104336S	K212104735S	K183104736S	N/A
Rev. E					K183104737S	








Important: The information contained in this bulletin is intended for use by trained, professional technicians who have the proper tools, equipment, and training to perform the required maintenance described above. This information is NOT intended for 'do-it-yourselfers', and you should not assume that this information applies to your equipment. If you have any questions regarding this information please visit our website at www.prestolite.com, or contact our technical service department at:

Group:	4000 Pad	Notes:
Form:	SP1009	Refer to SP1009-DWG for major component drawing. Refer to TSB-3005 for hardware kit breakdown.
Date:	August 17, 2018	
File:	Alternator Parts List Section	

Component View	Fan	Regulator or Cover	Rectifiers Positive & hardware	Hardware Kit	Overhaul Kit Bearings, slip ring, O-ring, brushes	Capacitor
						
Model	7	8	9	10	11	12
Sales # 4949PGH A0014949PGH Rev. F	A041102967S	R240105747S	A051104336S	K212104735S	K183104736S	N/A
Sales # 4951PA A0014951PA A0014951PAH OE# 3580988C91 Rev. E	A041102967S	R240105747S	A051104336S	K212104735S	K183104736S	N/A
Sales # 4951PGH A0014951PGH Rev. F	A041102967S	R240105747S	A051104336S	K212104735S	K183104736S	N/A
Sales # 4953PAH A0014953PAH	A041102967S	R240105747S	A051104336S	K212104735S	K183104737S	N/A
Sales # 4956PA A0014956PA	A041102967S	R240103725S	A051104806S	K212104735S	K183104737S	N/A
Sales # 4957AAH A0014957AAH	A041102967S	A038100265S	A051104336S	K212104735S	K183104737S	N/A
Sales # 4958PA A0014958PA	A041102967S	R240103725S	A051104336S	K212104735S	K183104737S	A031104788S
Sales # 4959PA A0014959PA	A041102967S	R240105747S	A051104336S	K212104735S	K183104737S	N/A
Sales # 4962PA A0014962PA Rev. E	A041102967S	R240105747S	A051104806S	K212104735S	K183104736S	N/A
Sales # 4962PA-B A0014962PA-B	A041102967S	R240105747S	A051104806S	K212104735S	K183104737S	N/A
Sales # 4962PAH A0014962PAH Rev. E	A041102967S	R240105747S	A051104806S	K212104735S	K183104736S	N/A
A0014962PGH	A041102967S	R240105747S	A051104806S	K212104735S	K183104737S	N/A
Sales # 4964PA A0014964PA Rev. D	A041102967S	R240103495S	A051104798S	K212104735S	K183104736S	N/A







Important: The information contained in this bulletin is intended for use by trained, professional technicians who have the proper tools, equipment, and training to perform the required maintenance described above. This information is NOT intended for 'do-it-yourselfers', and you should not assume that this information applies to your equipment. If you have any questions regarding this information please visit our website at www.prestolite.com, or contact our technical service department at:

Group:	4000 Pad	Notes: Refer to SP1009-DWG for major component drawing. Refer to TSB-3005 for hardware kit breakdown.
Form:	SP1009	
Date:	August 17, 2018	
File:	Alternator Parts List Section	

Component View	Fan	Regulator or Cover	Rectifiers Positive & hardware	Hardware Kit	Overhaul Kit Bearings, slip ring, O-ring, brushes	Capacitor
						 Or 
Model	7	8	9	10	11	12
A0014964PAH OE# 3812992C91	A041102967S	R240103495S	A051104798S	K212104735S	K183104736S	N/A
Rev. B					K183104737S	
Sales # 4966PAA A0014966PAA	A041102967S	A038100265S	A051104806S	K212104735S	K183104736S	N/A
Rev. C					K183104737S	
Sales # 4966PAA-B A0014966PAA-B	A041102967S	A038100265S	A051104806S	K212104735S	K183104737S	N/A
Sales # 4967PGH A0014967PGH	A041102967S	R240104128S	A051104336S	K212104735S	K183104737S	N/A
Sales # 4974PA A0014974PA	A041102967S	R240104356S	A051104798S	K212104735S	K183104736S	N/A
Rev. B					K183104737S	
Sales # 4975PAA A0014975PAA	A041102967S	A038100265S	A051104336S	K212104735S	K183104737S	N/A
Sales # 4975PAA-B A0014975PAA-B	A041102967S	A038100265S	A051104336S	K212104735S	K183104737S	N/A
Sales # 4977AAH A0014977AAH	A041102967S	A038100265S	A051104336S	K212104735S	K183104737S	A031096545S
Rev. C						A031104788S
A0014978PAH OE# 3815270C91	A041102967S	R240105747S	A051104336S	K212104735S	K183104737S	N/A
A0014979PAH OE# 3828211C91	A041102967S	R240105747S	A051104336S	K212104735S	K183104737S	N/A
A0014980PAH OE# X51621300001	A041102967S	R240105173S	A051104798S	K212104735S	K183104737S	N/A
A0014980PAH-P OE# X57521300020	A041102967S	R240105173S	A051104798S	K212104735S	K183104737S	N/A
Rev. B		R240106123S				
Sales # 4980PGH A0014980PGH	A041102967S	R240105173S	A051104798S	K212104735S	K183104737S	N/A
Rev. B		R240106123S				
Sales # 4981PGH A0014981PGH	A041102967S	R240105747S	A051104336S	K212104735S	K183104737S	N/A





Important: The information contained in this bulletin is intended for use by trained, professional technicians who have the proper tools, equipment, and training to perform the required maintenance described above. This information is NOT intended for 'do-it-yourselfers', and you should not assume that this information applies to your equipment. If you have any questions regarding this information please visit our website at www.prestolite.com, or contact our technical service department at:

Group:	4000 Pad	Notes: Refer to SP1009-DWG for major component drawing. Refer to TSB-3005 for hardware kit breakdown.
Form:	SP1009	
Date:	August 17, 2018	
File:	Alternator Parts List Section	

Component View	Fan	Regulator or Cover	Rectifiers Positive & hardware	Hardware Kit	Overhaul Kit Bearings, slip ring, O-ring, brushes	Capacitor
						
Model	7	8	9	10	11	12
A0014982AAH OE# 3831010C91	A041102967S	A038100265S	A051104336S	K212104735S	K183104737S	A031104788S
A0014989PAH OE# X51621300034	A041102967S	R240105738S	A051104798S	K212104735S	K183104737S	N/A
A0014989PAH-1 OE# X57521300025-1	A041102967S	R240105738S	A051104798S	K212104735S	K183104737S	N/A
A0014989PAH-2 OE# 51.26101-7212	A041102967S	R240105738S	A051104798S	K212104735S	K183104737S	N/A
Sales # 4989PGH A0014989PGH	A041102967S	R240105738S	A051104798S	K212104735S	K183104737S	N/A
Sales # 4991PA A0014991PA	A041102967S	R240104104S	A051104336S	K212104735S	K183104736S	N/A
Rev. H					K183104737S	
Sales # 4992PA A0014992PA	A041102967S	R240104104S	A051104336S	K212104735S	K183104736S	N/A
Rev. H					K183104737S	
Sales # 4993PA A0014993PA	A041102967S	R240104104S	A051104336S	K212104735S	K183104736S	N/A
Rev. C					K183104737S	
Sales # 4994PA A0014994PA	A041102967S	R240104104S	A051104806S	K212104735S	K183104737S	N/A
Sales # 4995PA A0014995PA	A041102967S	R240106221S	A051104336S	K212104735S	K183104737S	N/A
Sales # 4996PA A0014996PA	A041102967S	R240106221S	A051104806S	K212104735S	K183104737S	N/A
A0014997PAH OE# 51.26101-7309	A041102967S	R240106332S	A051104336S	K212104735S	K183104737S	N/A
A0014997PGH	A041102967S	R240106332S	A051104336S	K212104735S	K183104737S	N/A
A0014924PAH-1	A041102967S	R240106332S	A051104806S	K212104735S	K183104737S	N/A

Important: The information contained in this bulletin is intended for use by trained, professional technicians who have the proper tools, equipment, and training to perform the required maintenance described above. This information is NOT intended for 'do-it-yourselfers', and you should not assume that this information applies to your equipment. If you have any questions regarding this information please visit our website at www.prestolite.com, or contact our technical service department at:





Group:	4000 Pad	Notes:
Form:	SP1009	Refer to SP1009-DWG for major component drawing. Refer to TSB-3005 for hardware kit breakdown.
Date:	August 17, 2018	
File:	Alternator Parts List Section	

Component View	AC Studs	Positive Stud	Negative Cover Plate	Temperature Sensor
				
Model	13	14	15	18
A0014907PAH OE# 51.26101-7293	A116101443S	Z115105249S	N/A	N/A
A0014908PGH	A116101443S	Z115105249S	N/A	N/A
Sales # 4911PA A0014911PA	A116101443S	Z115102683S	A038101396S	N/A
A0014912PGH	A116101443S	Z115105249S	N/A	N/A
Sales # 4913PA A0014913PA	A116101443S	Z115102683S	A038101396S	N/A
Sales # 4915PA A0014915PA	A116101443S	Z115105249S	N/A	N/A
Sales # 4916PA A0014916PA	A116101443S	Z115105249S	N/A	N/A
Sales # 4919PA-MP A0014919PA-MP	A116101443S	Z115105249S	N/A	N/A
A0014920PAH	A116101443S	Z115102683S	A038101396S	N/A
A0014923PAH	A116101443S	Z115105249S	N/A	N/A
A0014931PAH OE # 3711093C91	A116101443S	Z115105249S	N/A	N/A
Sales # 4931PGH A0014931PGH	A116101443S	Z115105249S	N/A	N/A
Sales # 4939AAH A0014939AAH	A116101443S	Z115102683S	A038101396S	N/A
Rev. E				
Sales # 4939AAH-B A0014939AAH-B	A116101443S	Z115102683S	N/A	N/A
A0014939PAH OE # 3813037C91	A116101443S	Z115102683S	A038101396S	N/A
Sales # 4939PGH A0014939PGH	A116101443S	Z115102683S	A038101396S	N/A
Rev. D			A038101396S	
Sales # 4940PA A0014940PA	A116101443S	Z115102683S	A038101396S	N/A
Rev. E				

Component View	Brush Kit
	
Model	
All Models	K185104697S

Important: The information contained in this bulletin is intended for use by trained, professional technicians who have the proper tools, equipment, and training to perform the required maintenance described above. This information is NOT intended for 'do-it-yourselfers', and you should not assume that this information applies to your equipment. If you have any questions regarding this information please visit our website at www.prestolite.com, or contact our technical service department at:







Group:	4000 Pad	Notes: Refer to SP1009-DWG for major component drawing. Refer to TSB-3005 for hardware kit breakdown.
Form:	SP1009	
Date:	August 17, 2018	
File:	Alternator Parts List Section	

Component View	AC Studs	Positive Stud	Negative Cover Plate	Temperature Sensor
				
Model	13	14	15	18
Sales # 4942PA A0014942PA	A116101443S	Z115102683S	A038101396S	N/A
Rev. L				
Sales # 4943PGH A0014943PGH	A116101443S	Z115102683S	A038101396S	N/A
Rev. B				
Sales # 4943PGH-B A0014943PGH-B	A116101443S	Z115102683S	N/A	N/A
Sales # 4944PA A0014944PA	A116101443S	Z115102683S	A038101396S	N/A
Rev. H				
Sales # 4945AAH A0014945AAH	A116101443S	Z115102683S	A038101396S	N/A
Sales # 4947PA A0014947PA	A116101443S	Z115102683S	A038101396S	N/A
Rev. L				
A0014947PAH	A116101443S	Z115102683S	A038101396S	N/A
Rev. F				
Sales # 4947PGH A0014947PGH	A116101443S	Z115102683S	A038101396S	N/A
Rev. C				
Sales # 4948PA A0014948PA	A116101443S	Z115102683S	A038101396S	N/A
Rev. J				
Sales # 4949PA A0014949PA	A116101443S	Z115102683S	A038101396S	N/A
Rev. H				
Sales # 4949PA-B A0014949PA-B	A116101443S	Z115102683S	N/A	N/A
A0014949PAH OE # 3571135C91	A116101443S	Z115102683S	A038101396S	N/A
Rev. E				

Component View	Brush Kit
	
Model	
All Models	K185104697S







Important: The information contained in this bulletin is intended for use by trained, professional technicians who have the proper tools, equipment, and training to perform the required maintenance described above. This information is NOT intended for 'do-it-yourselfers', and you should not assume that this information applies to your equipment. If you have any questions regarding this information please visit our website at www.prestolite.com, or contact our technical service department at:

Group:	4000 Pad	Notes: Refer to SP1009-DWG for major component drawing. Refer to TSB-3005 for hardware kit breakdown.
Form:	SP1009	
Date:	August 17, 2018	
File:	Alternator Parts List Section	

Component View	AC Studs	Positive Stud	Negative Cover Plate	Temperature Sensor	Component View	Pulley	Flange
							
Model	13	14	15	18	Model		
Sales # 4949PGH A0014949PGH	A116101443S	Z115102683S	A038101396S	N/A	A0014907PAH	K176105263S	N/A
Rev. E					A0014980PAH	N/A	K172105084S
Sales # 4951PA A0014951PA	A116101443S	Z115102683S	A038101396S	N/A	A0014980PAH-P	K176105256S	N/A
A0014951PAH OE# 3580988C91	A116101443S	Z115102683S	A038101396S	N/A			
Rev. E							
Sales # 4951PGH A0014951PGH	A116101443S	Z115102683S	A038101396S	N/A			
Rev. F							
Sales # 4953PAH A0014953PAH	A116101443S	Z115102683S	A038101396S	N/A			
Sales # 4956PA A0014956PA	A116101443S	Z115102683S	A038101396S	N/A			
Sales # 4957AAH A0014957AAH	A116101443S	Z115102683S	A038101396S	N/A			
Sales # 4958PA A0014958PA	A116101443S	Z115102683S	A038101396S	N/A			
Sales # 4959PA A0014959PA	A116101443S	Z115102683S	A038101396S	N/A			
Sales # 4962PA A0014962PA	A116101443S	Z115102683S	A038101396S	N/A			
Rev. E							
Sales # 4962PA-B A0014962PA-B	A116101443S	Z115102683S	N/A	N/A			
Sales # 4962PAH A0014962PAH	A116101443S	Z115102683S	A038101396S	N/A			
Rev. E							
A0014962PGH	A116101443S	Z115102683S	A038101396S	N/A			





Important: The information contained in this bulletin is intended for use by trained, professional technicians who have the proper tools, equipment, and training to perform the required maintenance described above. This information is NOT intended for 'do-it-yourselfers', and you should not assume that this information applies to your equipment. If you have any questions regarding this information please visit our website at www.prestolite.com, or contact our technical service department at:



Group:	4000 Pad	Notes:
Form:	SP1009	Refer to SP1009-DWG for major component drawing.
Date:	August 17, 2018	Refer to TSB-3005 for hardware kit breakdown.
File:	Alternator Parts List Section	

Component View	AC Studs	Positive Stud	Negative Cover Plate	Temperature Sensor	Component View	Pulley	Flange
							
Model	13	14	15	18	Model		
Sales # 4964PA A0014964PA	A116101443S	Z115102683S	A038101396S	N/A	A0014907PAH OE# 51.26101-7293	K176105263S	N/A
Rev. D					A0014980PAH OE# X51621300001	N/A	K172105084S
A0014964PAH OE# 3812992C91	A116101443S	Z115102683S	A038101396S	N/A	A0014980PAH-P OE# X57521300020	K176105256S	N/A
Rev. B							
Sales # 4966PAA A0014966PAA	A116101443S	Z115102683S	A038101396S	N/A			
Rev. C							
Sales # 4966PAA-B A0014966PAA-B	A116101443S	Z115102683S	N/A	N/A			
Sales # 4967PGH A0014967PGH	A116101443S	Z115102683S	A038101396S	N/A			
Rev. C							
Sales # 4974PA A0014974PA	A116101443S	Z115102683S	A038101396S	N/A			
Rev. B							
Sales # 4975PAA A0014975PAA	A116101443S	Z115102683S	A038101396S	N/A			
Rev. D							
Sales # 4975PAA-B A0014975PAA-B	A116101443S	Z115102683S	N/A	N/A			
Sales # 4977AAH A0014977AAH	A116101443S	Z115102683S	N/A	A175104215S			
Rev. C							
A0014978PAH OE# 3815270C91	A116101443S	Z115102683S	N/A	N/A			
A0014979PAH OE# 3828211C91	A116101443S	Z115102683S	A038101396S	N/A			
A0014980PAH OE# X51621300001	A116101443S	Z115105249S	N/A	N/A			
A0014980PAH-P OE# X57521300020	A116101443S	Z115105249S	N/A	N/A			

Important: The information contained in this bulletin is intended for use by trained, professional technicians who have the proper tools, equipment, and training to perform the required maintenance described above. This information is NOT intended for 'do-it-yourselfers', and you should not assume that this information applies to your equipment. If you have any questions regarding this information please visit our website at www.prestolite.com, or contact our technical service department at:

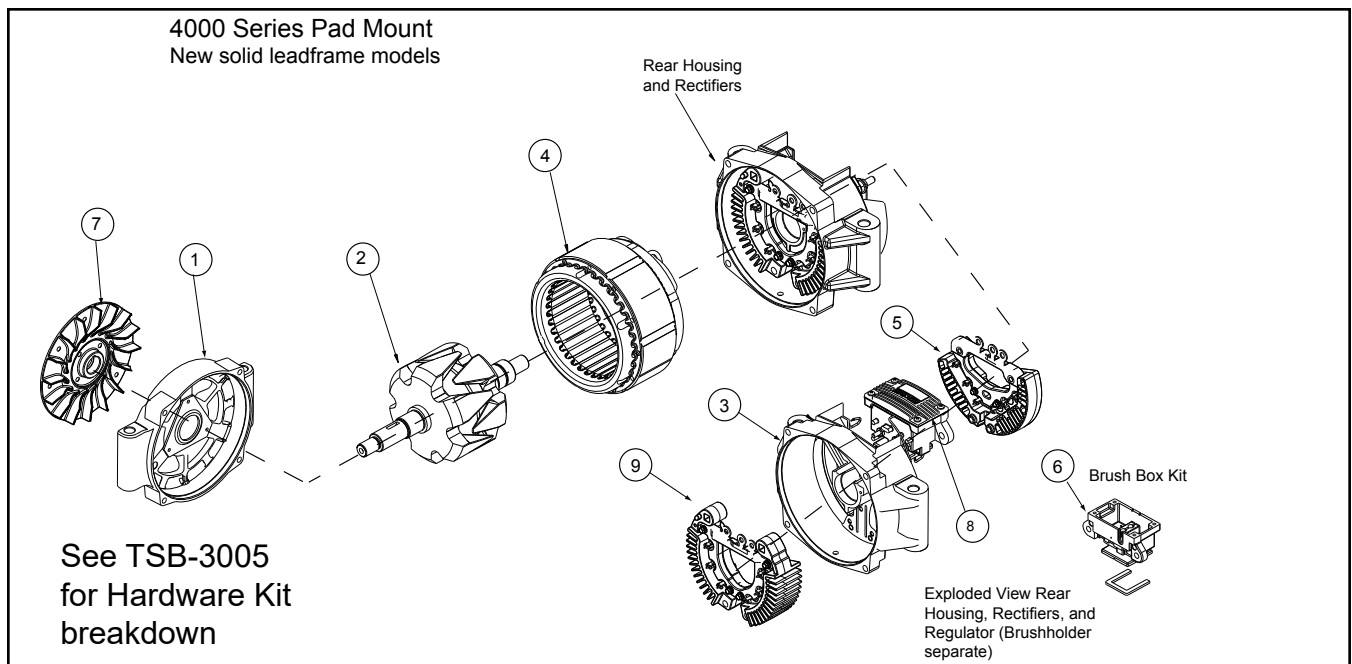
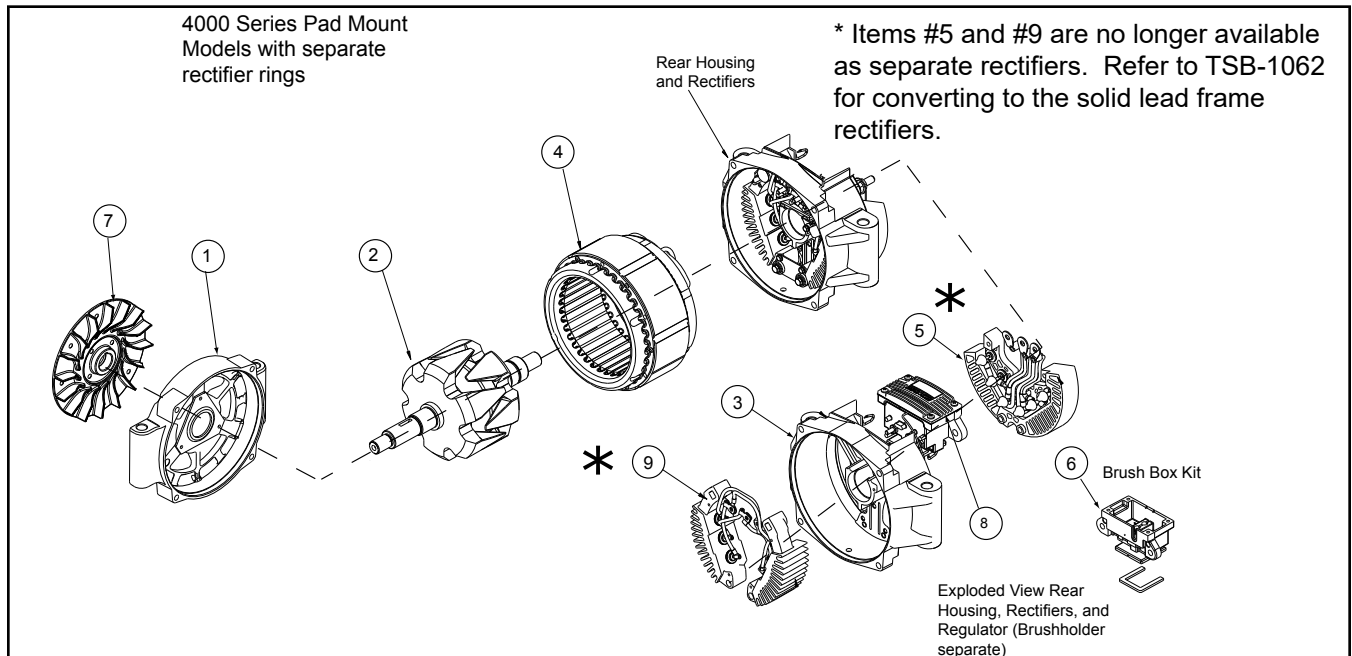
Group:	4000 Pad	Notes:
Form:	SP1009	Refer to SP1009-DWG for major component drawing.
Date:	August 17, 2018	Refer to TSB-3005 for hardware kit breakdown.
File:	Alternator Parts List Section	

Component View	AC Studs	Positive Stud	Negative Cover Plate	Temperature Sensor
				
Model	13	14	15	18
Sales # 4980PGH A0014980PGH	A116101443S	Z115105249S	N/A	N/A
Sales # 4981PGH A0014981PGH	A116101443S	Z115102683S	A038101396S	N/A
A0014982AAH OE# 3831010C91	A116101443S	Z115102683S	A038101396S	A175104215S
A0014989PAH OE# X51621300034	A116101443S	Z115105249S	N/A	N/A
A0014989PAH-1 OE# X57521300025	A116101443S	Z115105249S	N/A	N/A
A0014989PAH-2 OE# 51.26101-7212	A116101443S	Z115105249S	N/A	N/A
Sales # 4989PGH A0014989PGH	A116101443S	Z115105249S	N/A	N/A
Sales # 4991PA A0014991PA	A116101443S	Z115102683S	A038101396S	N/A
Rev. H				
Sales # 4992PA A0014992PA	A116101443S	Z115102683S	A038101396S	N/A
Rev. H				
Sales # 4993PA A0014993PA	A116101443S	Z115102683S	A038101396S	N/A
Rev. C				
Sales # 4994PA A0014994PA	A116101443S	Z115102683S	A038101396S	N/A
Rev. D				
Sales # 4995PA A0014995PA	A116101443S	Z115102683S	A038101396S	N/A
Sales # 4996PA A0014996PA	A116101443S	Z115102683S	A038101396S	N/A
A0014997PAH OE# 51.26101-7309	A116101443S	Z115105249S	N/A	N/A
A0014997PGH	A116101443S	Z115105249S	N/A	N/A
A0014924PAH-1	A116101443S	Z115105249S	N/A	N/A

Component View	Pulley	Flange
		
Model		
A0014907PAH OE# 51.26101-7293	K176105263S	N/A
A0014980PAH OE# X51621300001	N/A	K172105084S
A0014980PAH-P OE# X57521300020	K176105256S	N/A
A0014989PAH OE# X51621300034	N/A	K172105084S
A0014989PAH-1 OE# X57521300025	K176105256S	N/A
A0014989PAH-2 OE# 51.26101-7212	K176105263S	N/A
A0014997PAH OE# 51.26101-7309	K176105263S	N/A
A0014997PGH	N/A	N/A
A0014924PAH-1	K176105256S	N/A

Important: The information contained in this bulletin is intended for use by trained, professional technicians who have the proper tools, equipment, and training to perform the required maintenance described above. This information is NOT intended for 'do-it-yourselfers', and you should not assume that this information applies to your equipment. If you have any questions regarding this information please visit our website at www.prestolite.com, or contact our technical service department at:

Group:	4000 Pad	Notes:
Form:	SP1009-DWG	Refer to SP1009-4000Pad for parts breakdown.
Date:	July 7, 2017	Refer to TSB-3005 for hardware kit breakdown.
File:	Alternator Parts List Section	

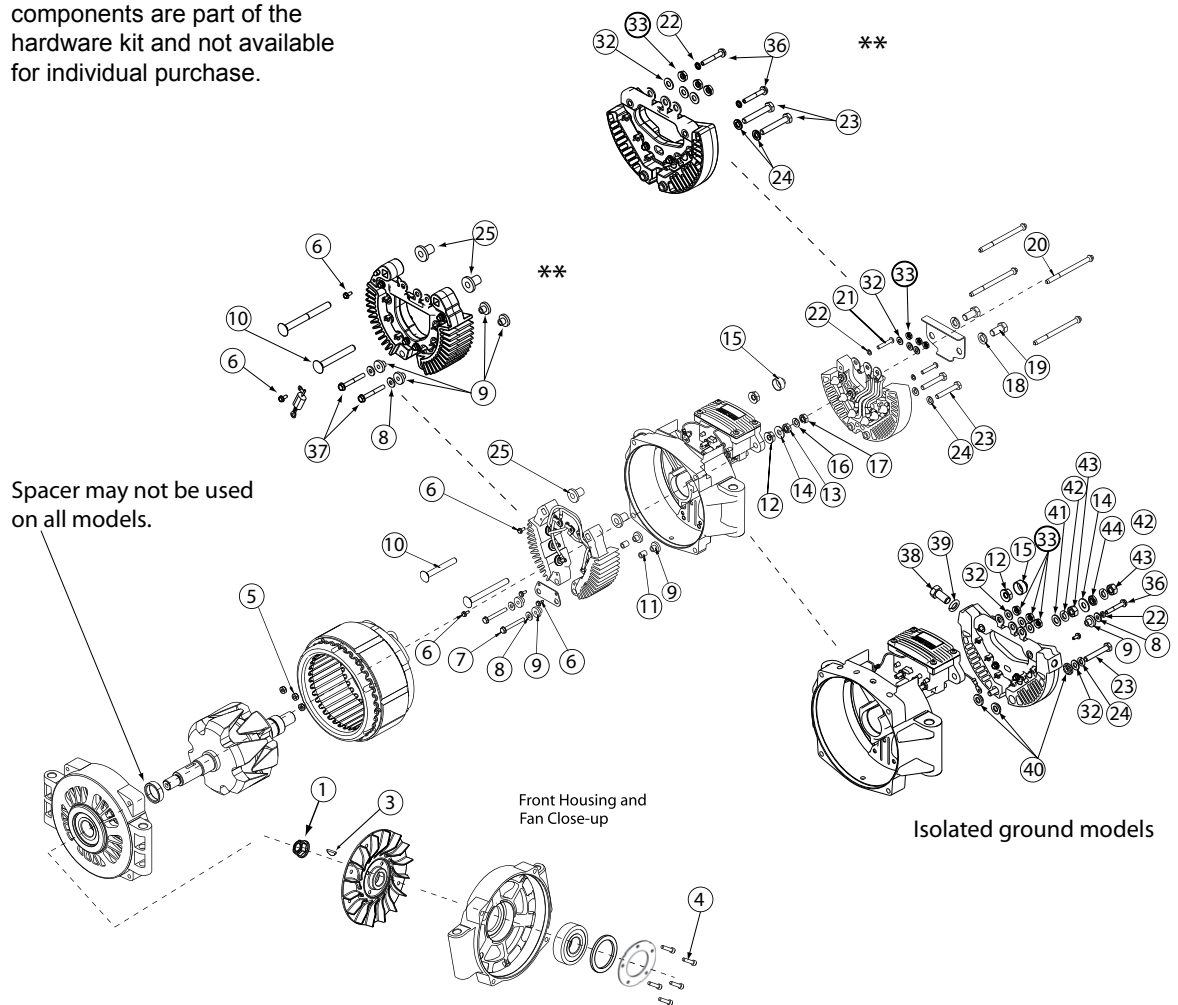


Important: The information contained in this bulletin is intended for use by trained, professional technicians who have the proper tools, equipment, and training to perform the required maintenance described above. This information is NOT intended for 'do-it-yourselfers', and you should not assume that this information applies to your equipment. If you have any questions regarding this information please visit our website at www.prestolite.com, or contact our technical service department at:

Source: Leece-Neville Heavy Duty Systems Division - Arcade, NY USA
Date: JULY 7, 2017
Bulletin No: TSB-3005
Models: 185A-320A 4900 Alternators
Subject: Hardware Kit for 4000 Series Pad Mount Alternators K212104735S

4000 Series Pad Mount

NOTE: All of these components are part of the hardware kit and not available for individual purchase.



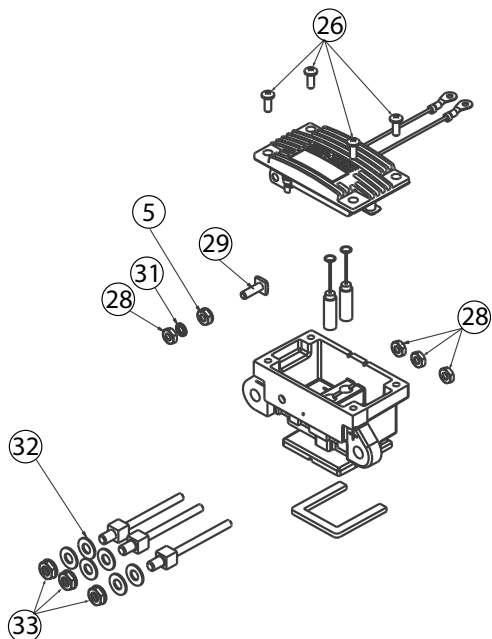
** Rectifier rings available on current production models and service parts.

Important: The information contained in this bulletin is intended for use by trained, professional technicians who have the proper tools, equipment, and training to perform the required maintenance described above. This information is NOT intended for 'do-it-yourselfers'; and you should not assume that this information applies to your equipment. If you have any questions regarding this information please visit our website at www.prestolite.com, or contact our technical service department at:

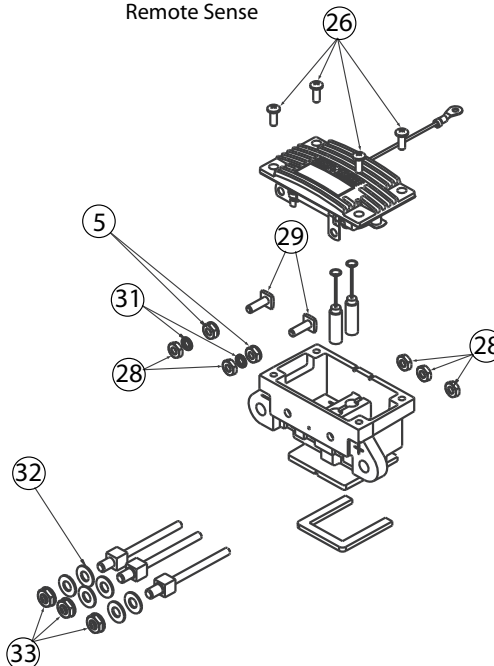
Date: JULY 7, 2017

Bulletin No: TSB-3005

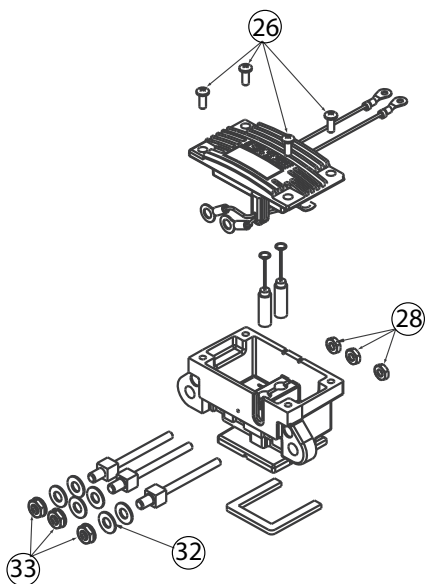
Ignition Excite



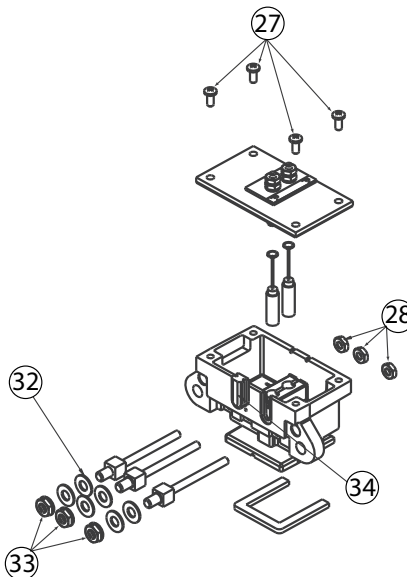
Ignition Excite
Remote Sense



Self Excite



Remote Regulated



Important: The information contained in this bulletin is intended for use by trained, professional technicians who have the proper tools, equipment, and training to perform the required maintenance described above. This information is NOT intended for 'do-it-yourselfers', and you should not assume that this information applies to your equipment. If you have any questions regarding this information please visit our website at www.prestolite.com, or contact our technical service department at:

Date: JULY 7, 2017

Bulletin No: TSB-3005

Description	Qty.	Key	Where used
NUT, 5/8-18, LOCK	1	1	Fan Nut
KEY, WOODRUFF #8	1	3	Shaft key
SCREW, THREAD FORMING	5	4	Front housing retainer plate holding screw
NUT	3	5	Internal stator nuts to AC-taps
SCR TPG 6-32x11/32phw	4	6	Internal Positive Rectifier connector plate screw
#10 HEX/WSHR. Hd. Scr.	2	7	Hex screw for internal Rect. Jumper plate
WASHER FLT.203-.500-.0	4	8	Flat washer on internal rectifier connector plate screws
BUSHING , INS.	6	9	Black internal post insulator
BOLT 5/16 x 2-1/2"	1	10	Positive post bolt, short side with clear cap, no connect
BUSHING, INSULATION	2	11	Cardboard insulator for internal bolt insulation
NUT, TENZ -5/16-18	2	12	Con. Nut for positive post
NUT,HEX 5/16-18	1	13	External positive post nut, lower
WASHER 5/16"	1	14	External positive post flat washer
STUD COVER	1	15	Used to cover positive post bolt externally that is not used.
WASHER LCK	2	16	External positive post lockwasher
NUT	1	17	External positive post nut, top
LOCKWASHER 3/8"	2	18	Lockwasher used on negative bolts externally
BOLT - 5/16" x 3/4"	2	19	External negative Bolts, holds negative plate
BOLT- 3/8" x 3/4"	2	19	External negative Bolts, holds negative plate
BOLT BUTTON HEAD-5/16"x 3/4	1	19	External negative Bolts, holds negative plate
THRU.BOLT PACKAGE-3.5	4	20	Thru-Bolts holds Alternator together/ Shorter (3.5"L)
BOLT,THRU 1/4X20- 4.12	4	20	Thru-Bolts holds Alternator together/ Longer (4.12"L)
SCREW	2	21	External negative rectifier flat head screws
LOCKWASHER #10	2	22	Used on screws in negative external rectifier
SCREW	2	23	External negative rectifier hold down bolts
LOCKWASHER 1/4"	2	24	Lockwasher on external negative rectifier bolts/ Hold down bolts
BUSHING , INS.	2	25	White internal post insulator
SCREW	4	26	Regulator screws for internal regulator
SCREW	4	27	Regulator screws for regulator plate with external regulator
NUT,STEEL #10-32	3	28	Used on brush box internal nut stator is attached above nuts
SCREW	3	29	Square headed screw used on brush box
LOCKWASHER #10	2	31	Used on brush box, IGN term. SYNC term.
WSHR FLT .266-.562-	8	32	Flat washer for brush box AC-Taps
NUT	3	33	Ac Tap Con Nuts
GROMMET - NO HOLE	1	34	Gromet on brush box

Important: The information contained in this bulletin is intended for use by trained, professional technicians who have the proper tools, equipment, and training to perform the required maintenance described above. This information is NOT intended for 'do-it-yourselfers', and you should not assume that this information applies to your equipment. If you have any questions regarding this information please visit our website at www.prestolite.com, or contact our technical service department at:

Date: JULY 7, 2017

Bulletin No: TSB-3005

Description	Qty.	Key	Where used
SCREW	2	35	Rectifier plate hold screws
SCREW #10 X 1 1/4"	2	36	Holds negative rectifier to rear housing
SCREW #10 X 1 1/2"	2	37	Holds positive rectifier to rear housing
BOLT-M10X20	1	38	Neg cable bolt
M10 LOCKWASHER	1	39	Neg cable bolt lockwasher
INSULATOR	4	40	Neg ring insulator
WASHER FLAT 5/16"	1	41	Positive bolt hardware
WASHER FLAT 5/16"	2	42	Positive bolt hardware
NUT M8	2	43	Positive bolt hardware
NUT M8	1	44	Positive bolt hardware

Important: The information contained in this bulletin is intended for use by trained, professional technicians who have the proper tools, equipment, and training to perform the required maintenance described above. This information is NOT intended for 'do-it-yourselfers'; and you should not assume that this information applies to your equipment. If you have any questions regarding this information please visit our website at www.prestolite.com, or contact our technical service department at: